

ELEVATE[™] PORCELAIN FLOORING SYSTEM | COLOR SHEET


CONCRETE SERIES




Cool White
(H001)




Cool Grey
(H013)




Warm Grey
(H003) 



Stone Light
(H014) 



Silver Stone
(H015) 

STONE SERIES




Greystone
(H006) 




Greige Stone
(H016) 




Brownstone
(H008)




Bluestone
(H007) 

MARBLE




Carrara
(H005)

TERRAZZO SERIES



White Terrazzo
(H017)



Beige Terrazzo
(H018)

EDGE TRIMS

Border = ABS Trim Color

 Light Grey

 Dark Grey

PAVERS

 = Available as Paver

Please contact Global IFS for physical color samples. This printed palette is representational only – do not use as a control sample. This is a natural porcelain product subject to slight variations in color and shading. Porcelain may vary from one piece to another. Some tiles have a directional pattern. Exact duplication of samples is not possible; this digital sample represents the average color in the finish specified. No guarantee can be made of an exact porcelain match. ELEVATE[™] Porcelain Flooring System panels measure 600mm x 600mm.